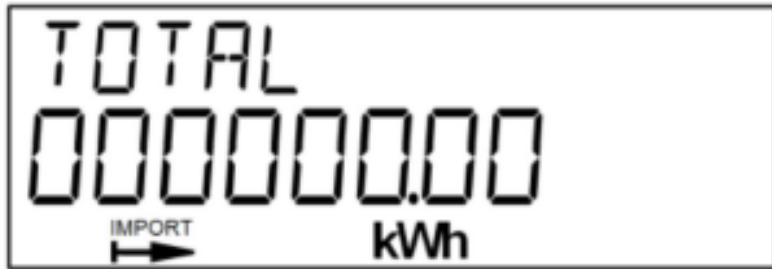


How to read your EMLITE EMP1 Three Phase meter


Main Display
Total active import



Test Display



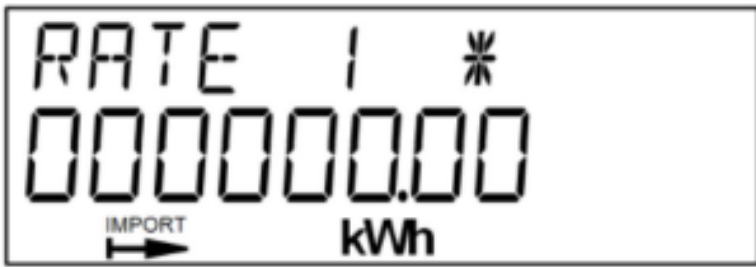
Date



Time



Active Rate



Additional rates will be shown dependant on SSC



Tariff name SSC



The extended display is gained by a long press (3 seconds) of the display button.

Single Strength



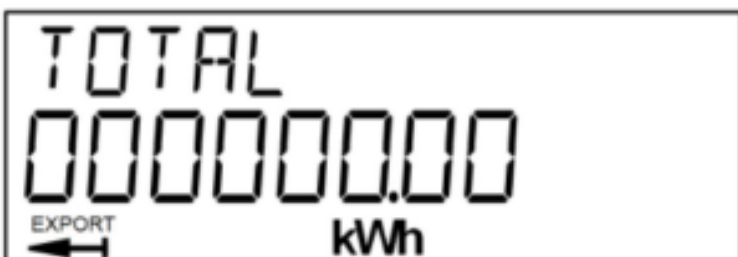
L1 Voltage L2 Voltage L3 Voltage



L1 Current L2 Current L3 Current



Total Active Export



Total Reactive Import



Total Reactive Export



Max Demand Import
Max Demand Apparent
Max Demand Reset Count
Rising Demand Import
Rising Demand Apparent
Firmware version
End Display